


# KIDWRITER™



**SPINNAKER™**  
We make learning fun.

Early Learning **LES** Series  
KIDWRITER: Make your own pictures, then write a story to match. There are hundreds of ways to create your own special story book!  
Ages 6-10.

# KIDWRITER™

With KIDWRITER your children can create their very own story-book. They'll make colorful scenes, then write a story line to go with them. There's even music, too!

KIDWRITER's unique format



lets kids choose their own story and picture settings, from a farm to a theater to outer space. And with a choice of 99 different characters and objects, your child can make pictures of almost anything.

Best of all, while it encourages children to create word and picture stories, it introduces them to the fundamentals of word processing. It even lets them make stories that continue from one "page" to another.

Kids will love KIDWRITER – because it's as versatile and exciting as their imaginations!



**Jim** and **Jack Pejsa**, creators of KIDWRITER, are two brothers who specialize in software that is interactive, easy to use and encourages creativity in children.

#### **Educational Value:**

**KIDWRITER** provides an original format for story writing and illustration. It encourages creativity while introducing children to the fundamentals of word processing. **Ages 6-10.**

KWR

## SPINNAKER™

We make learning fun.

Color  
Computer

Cat. No. 20-3240

**TANDY**®

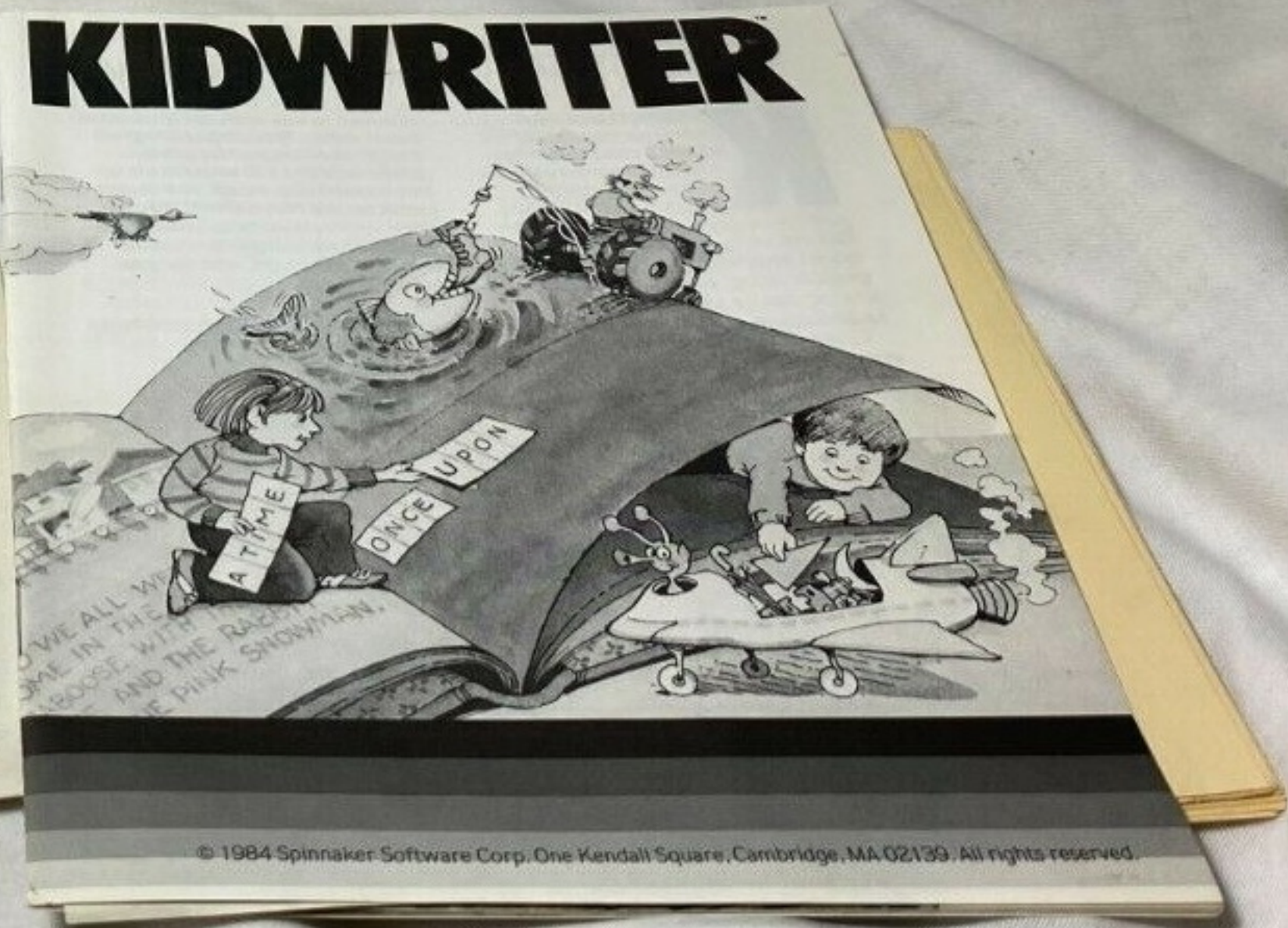
**KIDWRITER™**

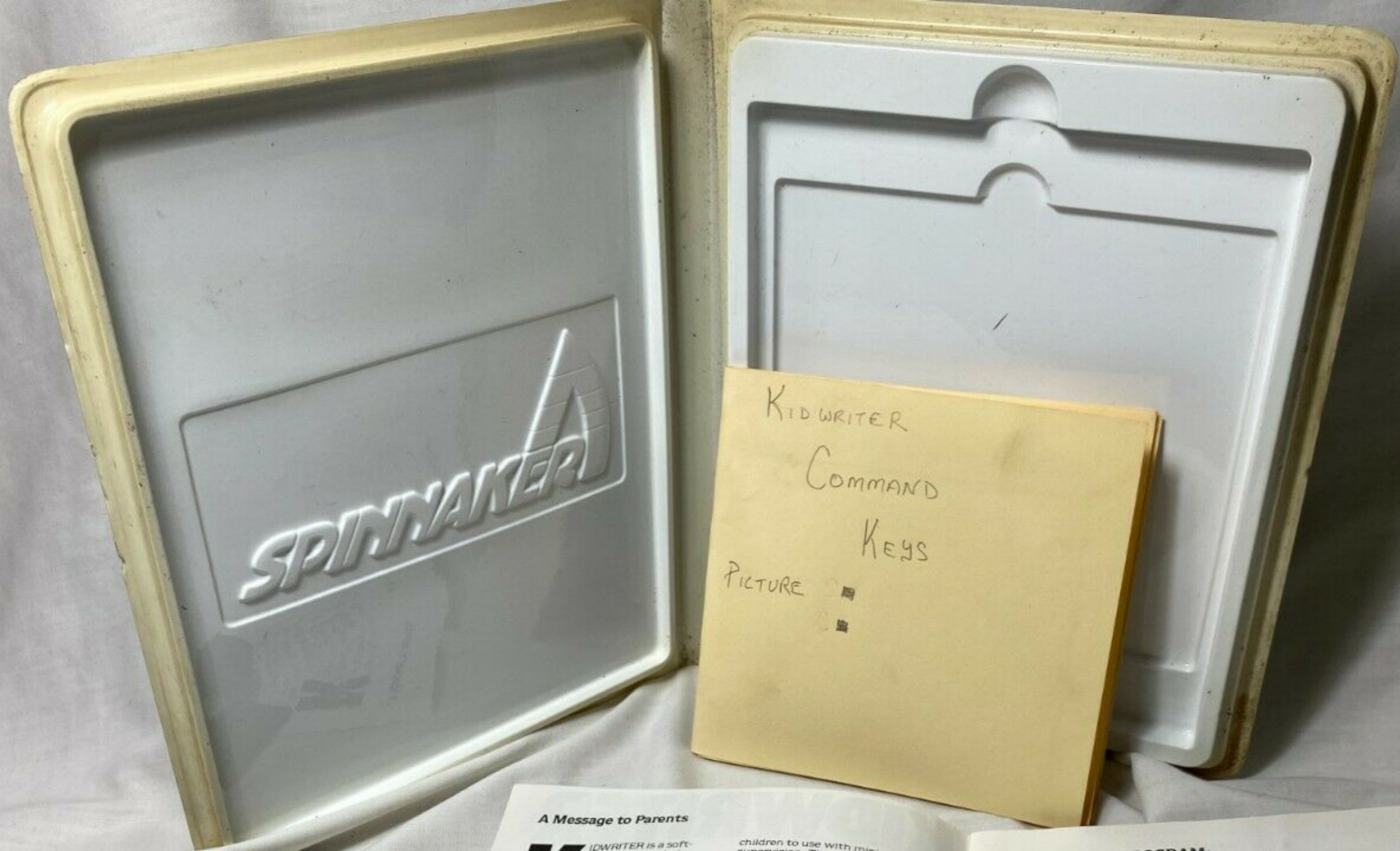
**SPINNAKER** 

© 1988 SPINNAKER SOFTWARE CORP. ALL RIGHTS RESERVED.  
LICENSED TO TANDY CORP.

***SPINNAKER*** 

We make learning fun.





KIDWRITER  
COMMAND  
KEYS  
PICTURE ■  
■

#### A Message to Parents

**K**IDWRITER is a software package that allows a child to easily create a colorful picture and write a story related to the picture. Just like a page out of a storybook, picture-story "pages" may be linked together to create a story many pages. The picture may be saved on disk and used at a later time. This has been taken to make KIDWRITER is easy for

children to use with minimal or no supervision. The unique program design encourages the grade school-age child to express his or her creativity through words and pictures. We feel KIDWRITER will work well in the home and in the school for encouraging creative writing and design, and for just plain fun.

Jim and Jack Pejsa

#### LOADING THE PROGRAM:

- Disk:**
1. Connect the disk drive to the computer as instructed in your Color Computer Disk System Manual and turn on the disk drive.
  2. Turn the television set on and tune it to channel 3 or 4.
  3. Turn on the Color Computer. The screen shows: OK.
  4. Insert the Program diskette (label facing right) into the disk drive and close the drive door.
  5. Type **LOAD, "SPIN" [ENTER]**.

6. When OK appears again, type **RUN [ENTER]**. The title screen will appear.

**Warning:** Make sure the computer is on before you insert the Program diskette into the drive. Remove the diskette from the drive before turning the computer off. Failure to do so may result in damage to the program.

A demonstration program that describes various features of the package and gives examples of picture stories that can be created is included on the disk. The demo will automatically begin once the program is loaded. Press any key to exit the demo.

#### PLEASE NOTE:

In **LOADING THE PROGRAM**, point #5 should read:  
Type **LOAD "SPIN" [ENTER]**.  
(Do not use a comma.)

